

Reliable controllable  
power supplies for  
your projects

# AxisOURCE

## AX5MV

Adjustable output voltage and current over a wide range.

Remote control option:

- Analog signals when using the AXIF108 control unit
- MODBUS protocol via RS485 when using the AXIF108 control unit

Possibility of parallel arrangement of modules.

Integrated overcurrent and overvoltage protection.

Galvanic isolation input - output.

Power supply: 3ph 400V



<b>AX5MV48</b>	<b>0...70 V</b>	<b>100 A</b>
<b>AX5MV96</b>	<b>0...140 V</b>	<b>50 A</b>
<b>AX5MV220</b>	<b>0...300 V</b>	<b>24 A</b>
<b>AX5MV400</b>	<b>0...600 V</b>	<b>12 A</b>

High-frequency switched AC/DC converter with MOSFET technology, digitally controlled DC voltage and current source of modular design. Individual sources can be operated separately or arranged in parallel into groups. The AXIF108 expansion communication unit can be used to control the source. It allows controlling a group of sources via the RS485 serial line, using external analog signals, potentiometers or internal trimmers. The device can be used as industrial power supplies, high-power laboratory power supplies, battery chargers, electromagnet power supplies or in electroplating.

### Technical parameters

INPUT	AX5MV – all types
Rated supply voltage	3f 400 V, 50/60 Hz
Input supply voltage range	3f 360...460 V AC / 470...650 V
Rated power input	DC* 5550 VA
Input current	8.0A
Starting current	< Inom
Recommended input fuse	3P 10 A, characteristic C



\* with external overcurrent protection

OUTPUT	AX5MV48	AX5MV96	AX5MV220	AX5MV400
Rated output voltage	48V DC	96V DC	220V DC	400 V DC
Output voltage range	0...70 V DC	0...140 V DC	0...300 V DC	0...600 V DC
Output voltage tolerance	± 1 %			
Output voltage ripple	< 0.25 Vpp	< 0.3 Vpp	< 0.5 Vpp	< 1 Vpp
Rated output current	100 A	50 A	24 A	12 A
Output current adjustability	0...100 A	0...50 A	0...24 A	0...12 A
Output current tolerance	± 2 %			
Efficiency	92 %		94 %	
Power factor	0,94			

PROTECTIONS	AX5MV48	AX5MV96	AX5MV220	AX5MV400
Independent overvoltage protection	< 80V	< 160V	< 340V	< 670 V
Overcurrent protection - fuse	✓	✓	✓	✓
Electronic surge protection	✓	✓	✓	✓
Short-circuit proof output	✓	✓	✓	✓

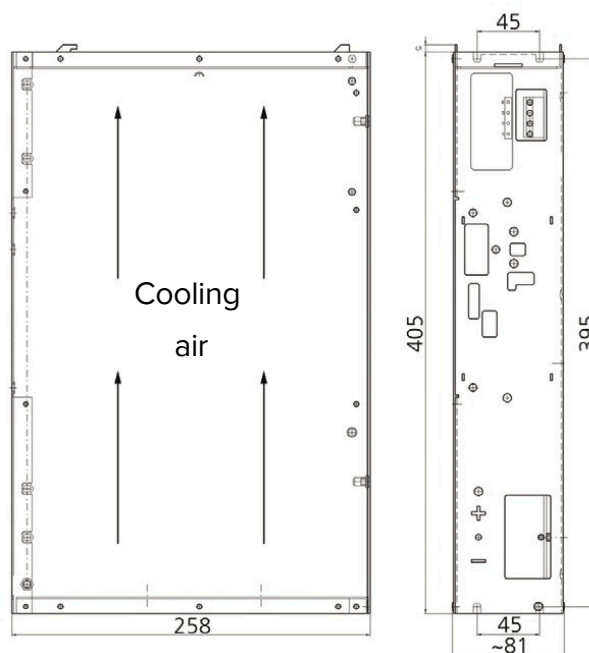
SAFETY	AX5MV – all types
LVD	EN 60950-1
Protection class	1
Pollution degree	2

EMC	AX5MV – all types
EMC radiation	EN 61000-6-4
EMC immunity	EN 61000-6-2
Harmonic current emissions	EN 61000-3-2

CONNECTIVITY, IP PROTECTION	AX5MV48	AX5MV96	AX5MV220	AX5MV400
Weight	9 kg			
Panel mounting	4 x M5 screw			
Operating environment	-10 °C to +40 °C, max. relative humidity 80%, non-condensing			
Storage	in dry areas -25 °C to +80 °C, max. relative humidity 80%, non-condensing			
Protection class	IP20, except output terminals		IP20	
Input / output	0.5 - 2.5 mm <sup>2</sup> / 2 x M8 screw		up to 16 mm <sup>2</sup>	
Output terminals				

MARKING	Function of the connection terminals
PE	PE protective conductor
L1, L2, L3	phase conductors
+	positive output terminal
-	negative output terminal

Dimensional sketch (mm)



Output characteristic

